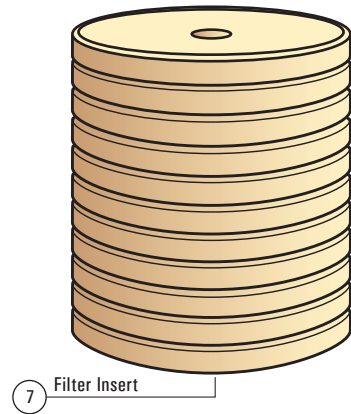
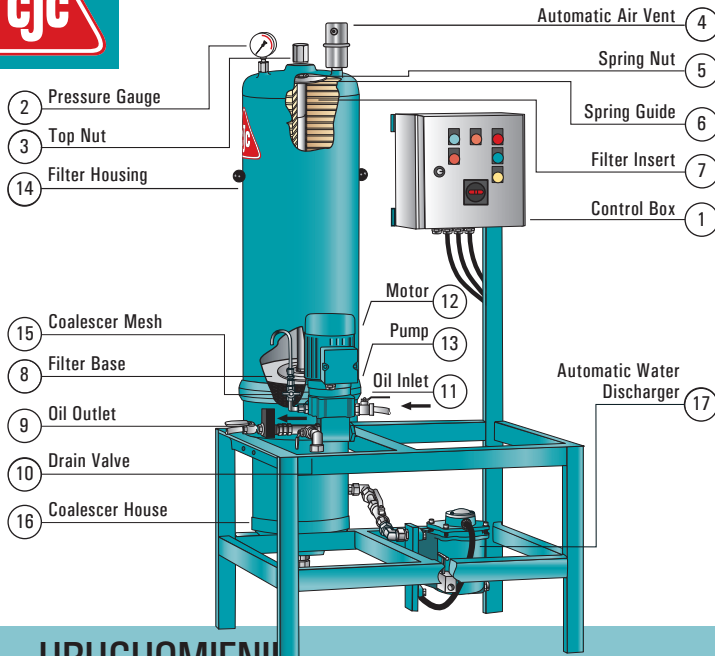




Quick Operating Guide

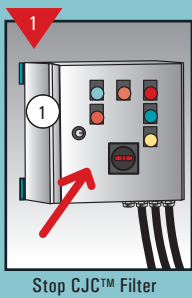
CJC™ Filter Separator PTU1/3 27/-



URUCHOMIENIE

- 1 Open valve oil inlet
- 2 Open valve oil outlet
- 3 Sprawdź, czy awr is closed
- 4 Start CJC™ Filter
- 5 Check rotation direction
- 6 Automatic air vent: No action
Air vent screw: Open screw, until oil appears beneath, then tighten again
- 7 Control starting pressure

ZATRZYMANIE



CODZIENNA KONTROLA

- 1 Check filter pressure
- 2 Example of acceptable pressure
- 3 At high filter pressure, (under normal temp.) filter insert(s) must be replaced



To avoid leakage, regularly tighten connections.

Be aware that oil spillage is a serious safety risk - keep clean!

24.03.2010